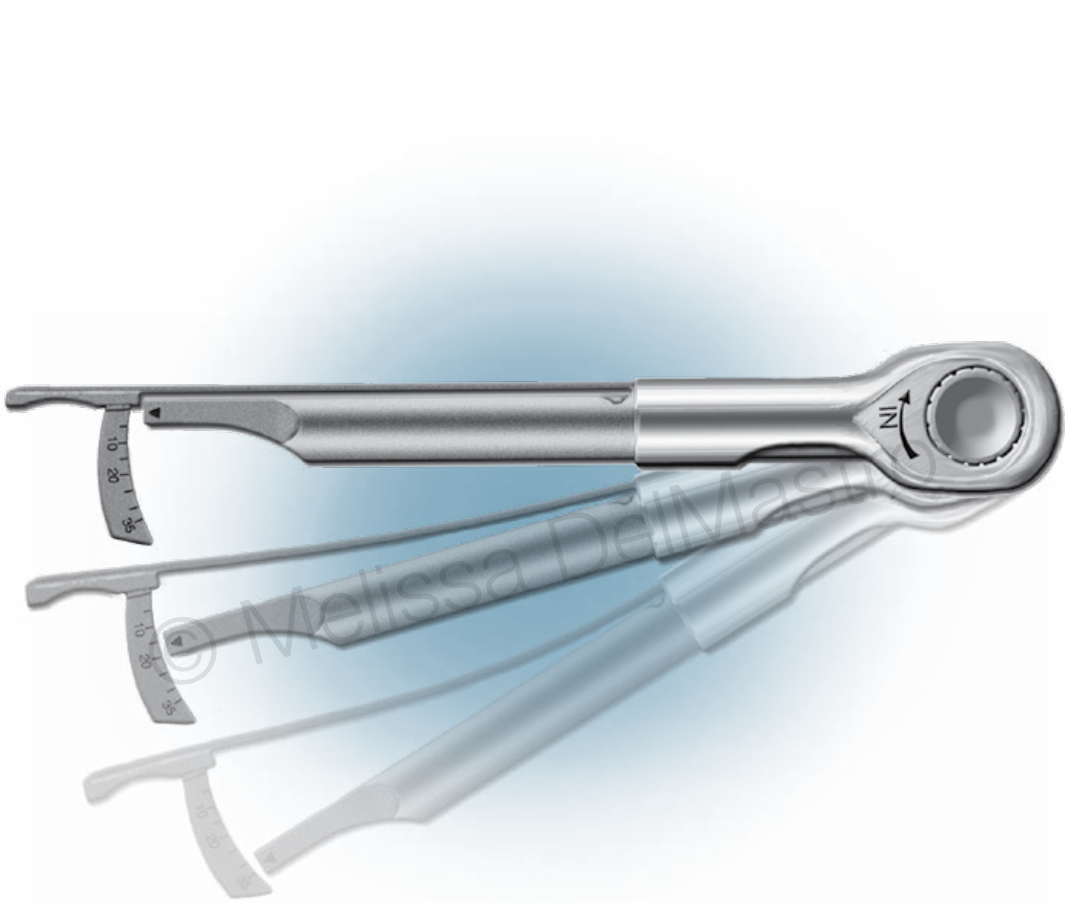


Low Torque Indicating Ratchet Wrench

Accurately Assess Torque



The Low Torque Indicating Ratchet Wrench

The Solution Designed To Provide Clinicians With Consistent Low Torque Assessment

The Low Torque Indicating Ratchet Wrench (L-TIRW) is a unique low torque ratchet wrench designed for restorative dentistry. The Low Torque Indicating Ratchet Wrench is sleek and easy to use, providing clinicians with an option they may not have had before: an inexpensive instrument that provides accurate low torque assessment when placing restorative components.

The Low Torque Indicating Ratchet Wrench (L-TIRW) indicates forward and reverse torque of up to 35 Ncm without the need for additional components.



Multi-functional

The Low Torque Indicating Ratchet Wrench (L-TIRW) doubles as a conventional ratchet wrench to place restorative components and as a torque indicator to provide a visual assessment of torque.

Easy To Separate And Assemble

Consisting of only two parts, the Low Torque Indicating Ratchet Wrench (L-TIRW) is easy to prepare for sterilization and reassemble for use.

Lubrication And Recalibration-Free


The Low Torque Indicating Ratchet Wrench (L-TIRW) does not require lubrication or recalibration. Calibration is confirmed by verifying that the torque indicating arrow is positioned at the first scale mark (0 Ncm).



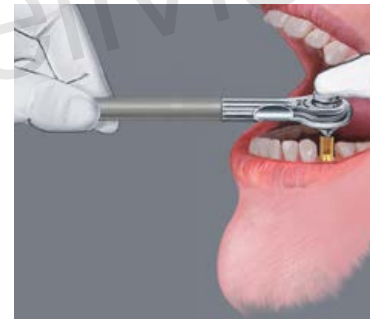
Torque Application

1. When placing a restorative component, use the proper driver tip and ensure complete engagement in the adapter:


- L-TIRW Standard ISO 1797 Adapter (C9980) **or**
- L-TIRW Short ISO 1797 Adapter (C9981)



3. During torque application, apply finger pressure along the vertical axis of the knurled handle and restorative component to ensure the driver tip does not back out of the restorative component.



2. Insert the adapter/driver tip assembly with the knurled handle facing upward into the ratchet wrench. A click will indicate a secure connection within the wrench.



4. Hold the main body and torque arm together with the thumb and index finger.

The direction of torque application (“IN” marking refers to restorative component insertion and “OUT” refers to restorative component removal) is indicated by the direction of the arrow on the head of the wrench on the same side as the knurled handle of the adapter.



Torque Indication

5. To assess the amount of torque being delivered to the restorative component, turn the torque arm in the direction of the arrow on the head of the ratchet wrench on the same side as the knurled handle of the standard adapter when assembled. Read and record torque as indicated.



Ordering Information

Item No.	Item Description
L-TIRW	Low Torque Indicating Ratchet Wrench Includes: L-TIRW Standard ISO 1797 Adapter (C9980)
L-TIRWK	L-TIRW Kit Includes: Low Torque Indicating Ratchet Wrench (L-TIRW), L-TIRW Standard ISO 1797 Adapter (C9980), Torque Indicating Ratchet Wrench Tray (RTI2035TR), Narrow Right Angle Large Hexed Driver Tip 24 mm (RASH3N), Narrow Right Angle Square Driver Tip 24 mm (RASQ3N)
RTI2035TR	Torque Indicating Ratchet Wrench Tray
C9980	L-TIRW Standard ISO 1797 Adapter
C9981	L-TIRW Short ISO 1797 Adapter

BIOMET **3i** offers a family of synergistic system solutions to help you and your patients achieve beautiful, confident and healthy smiles.



■ Smile Beautifully ■ Smile Confidently ■ Smile Healthy

For more information regarding Smile Therapy™ System Solutions, please contact your local BIOMET **3i** Sales Representative.

Check Out The BIOMET **3i** Online Store at www.shopbiomet3i.com

(Available for Spain & US Customers Only)

BIOMET 3i™



Global Headquarters
4555 Riverside Drive
Palm Beach Gardens, FL 33410
Toll Free: 1-800-342-5454
Phone: +1-561-776-6700
Fax: +1-561-776-1272
www.biomet3i.com

BIOMET **3i** Dental Ibérica S.L.
EMEA Headquarters
WTC Almeda Park, Ed. 4, Planta 2
C/Tirso de Molina, 40
08940, Cornellà de Llobregat (Barcelona) Spain
Phone: +34-93-470-55-00
Fax: +34-93-371-78-49
www.biomet3i.com



All trademarks herein are the property of BIOMET **3i** LLC unless otherwise indicated. ©2015 BIOMET **3i** LLC. All rights reserved.

This material is intended for clinicians only and is NOT intended for patient distribution. This material is not to be redistributed, duplicated or disclosed without the express written consent of BIOMET **3i**. For additional product information, including indications, contraindications, warnings, precautions and potential adverse effects, please visit the BIOMET **3i** Website: www.ifu.biomet3i.com. Please note that not all products are registered or available in every country/region. Please check with a BIOMET **3i** representative for availability and additional information.



INST1108
REV B 10/15